



wedi *Moltorouo*

The modular shower screen system for every room





wedi *Moltoromo*

Modular and customisable for more space


With the modular system wedi Moltoromo, versatile wall configurations can be created effectively for different bath and wellness applications. Round shapes, angled solutions or sinuous lines, as examples, can be installed quickly and easily.

Decoration with tile or stucco has barely any limits. Quality from wedi guarantees quality of life in every bathroom.



Real freedom

Good reasons for the wall system



Comprehensive component choice

In addition to curved pieces with varying radii, the wall system also includes corner pieces, straight wall elements, end pieces, and connecting pieces.




Versatile design configurations

Due to its modular design and selection of various system components, nearly every customised wall combination can be created using wedi Moltoromo.



Wide range of applications

wedi Moltoromo is an absolutely innovative system which opens up new opportunities – from the classic wall to the unique shower – in every bathroom.





Quick and easy installation


Assembly is quick and easy, since all pieces can be combined with each other using tongue and groove joints and can then be tiled or stuccoed.

Room for ideas

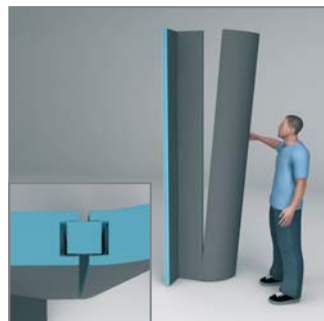
Unlimited design flexibility



To stabilise the Moltoromo wall elements, a mounting block is installed in the channel provided on the floor and between the wall elements.



To connect two Moltoromo wall elements, the tongue must be inserted into the groove coated with wedi 610 adhesive sealant before the adhesive hardens.



To mount the following elements on the already installed tongue, their grooves must also first be coated with wedi 610 adhesive sealant.



Further wall elements can be installed individually using the same principle. Before tiling, transitions between panels are covered with wedi Tools self-adhesive joint reinforcement tape.



Example 1: Freestanding U-shaped system design

Creative wall designs

The versatility of the comprehensive wedi Moltoromo system allows for a high degree of individuality in interior design using interior walls. The system can be deployed at any time not only as a shower wall, but and in particular as a room partition, partition wall solution or screen.

The modular design and numerous individual elements allow for countless variations in placement and design. Whether round or

straight lines, classic or eccentric forms, nearly every design idea can be implemented. In addition, all elements are safe and easy to use and can be tiled to your heart's content.

With the Moltoromo system, wedi offers unique and completely new alternate solutions for innovative interior designs which must provide lasting moisture resistance and also demand high-quality products.



Example 2: Half-round system installed to a wall



Example 3: System installed to a wall with wedi Fundo floor panel (1800 x 900 mm) base element

Creative showers

The different modular elements provided by wedi Moltoromo not only allow for versatile shower design, but can also be combined with other wedi construction products.

An ideal combination is possible with, for example, Fundo floor elements, resulting in the most creative shower designs. Elements in the Moltoromo line are available with and without duct elements.

The robust construction of the duct elements not only offers space for water lines and connections, but also acts as a stable support for the installation of shower fittings and lines.

This additional benefit means: Showers can be positioned freely in the room, since the space for connections is already integrated into the system and they no longer need to be connected to the exterior wall.



Example 1: System installed to a wall with wedi Fundo floor panel (1800 x 900 mm) base element



Example 2: System installed to a wall with wedi Fundo floor panel (1200 x 900 mm) base element



Example 3: Freestanding oval system design



Example 4: Freestanding spiral-shaped system design



wedi GmbH
Hollefeldstraße 51 · 48282 Emsdetten · Germany
Telephone +49 2572 156-0 · Telefax +49 2572 156-133
info@wedi.de · www.wedi.de

wedi Systems (UK) Ltd
Suite 23 Evans Business Centre · Dane Street · Rochdale OL12 6XB
Telephone +44 1706 647 333 · Telefax +44 1706 759 819
info@wedi.co.uk · www.wedi.co.uk